

T450 N



OVERVIEW

The T450N System is designed for Maximum Thermal-Performance in Large-Format Window-Wall Assemblies. This system achieves industry leading thermal performance to meet stringent energy requirements. The T450N has the widest range of operable units and structural mullions of all the Blomberg Window Systems. All available window and door operations can be integrated into the T450N System.

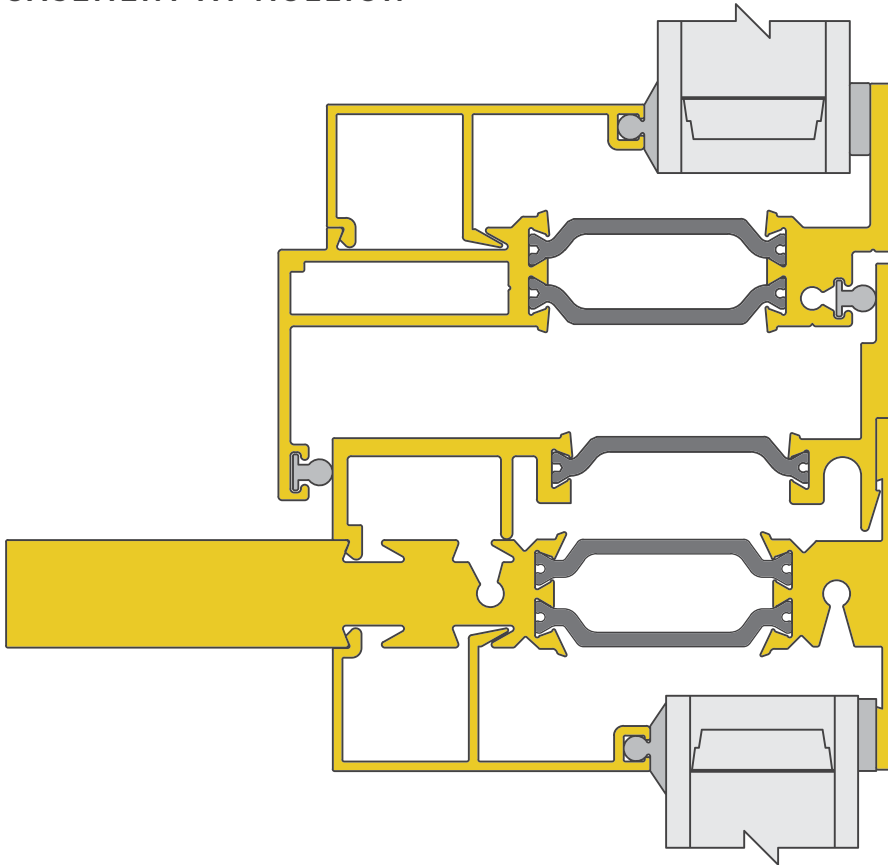
FEATURES & APPLICATIONS

- 4-5/8" NAIL-FIN SYSTEM
- THERMAL-STRUT SYSTEM
- LARGE FORMAT AND COMPLEX ASSEMBLIES
- SLIM 5/8" PROFILE WITH SOLID MULLIONS
- FULL RANGE OF OPERABLE UNITS AVAILABLE
- USE T600N FOR EXTREME WIND-LOADS

**TECHNICAL DETAILS
& SPECIFICATIONS**

T450 N

CASEMENT AT MULLION



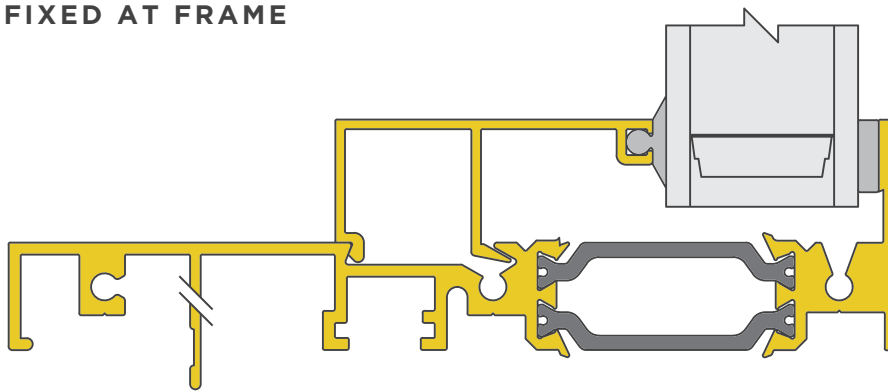
AVAILABLE WINDOW UNITS

- Fixed Casement
- Awning
- XL-Casement
- XL-Awning
- Hopper
- Slider

AVAILABLE DOOR UNITS

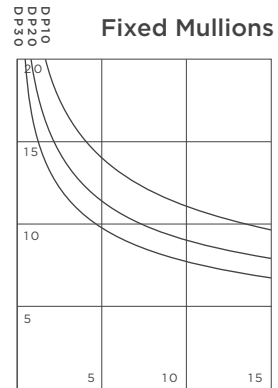
- Swing Door
- Pivot Door
- Patio Slider
- Slim-Line-Door
- LCD Systems

FIXED AT FRAME



DESIGN PRESSURE

Fixed Mullions



THERMAL PERFORMANCE FOR TYPICAL WINDOW ASSEMBLIES	272 / ARGON / CLEAR			366 / ARGON / CLEAR			272 / ARGON / i89			366 / ARGON / i89		
	U	SHGC	VT	U	SHGC	VT	U	SHGC	VT	U	SHGC	VT
FIXED DUAL-GLAZED	0.30	0.37	0.64	0.29	0.25	0.58	0.25	0.36	0.63	0.24	0.24	0.56
PROJECT-OUT	0.36	0.29	0.50	0.36	0.19	0.45	0.32	0.29	0.49	0.32	0.19	0.44
PROJECT-IN	0.37	0.29	0.50	0.36	0.19	0.45	0.32	0.29	0.49	0.33	0.19	0.44
SLIDER	0.49	0.36	0.60	0.48	0.25	0.54	0.44	0.33	0.54	0.43	0.22	0.49

FOR SIZING AND ADDITIONAL TECHNICAL INFORMATION EMAIL: CONTACT@BLOMBERGWINDOWS.COM

BLOMBERG

FACTORY
1453 BLAIR AVENUE
SACRAMENTO, CA 95822
T. 916 428 8060

SHOWROOM
519 POTRERO AVENUE
SAN FRANCISCO, CA 94110
T. 415 658 7776

BLOMBERGWINDOWS.COM

